

AUCTION CATALOGUE



**BASE
TITANIUM**

Base Titanium - Mining & Allied Equipment

**2-Day Online Webcast Auction
14 & 15 May 2025**

Auction is open to Local & International Buyers

Assets located at Kwale Mine, Kenya. View by appointment.



CONTACT

Martin +27 83 264 1646

WH Office +27 11 574 5700

View final list & register on:

whauctions.com

Guideline for the auction



ONLINE WEBCAST AUCTION
whauctions.com

WH AUCTIONEERS BASE TITANIUM MINE AUCTION

Auction Guidelines for Prospective Bidders



**BASE
TITANIUM**

Auction Dates

- Day 1: Wednesday, 14 May 2025 – Lots 1 to 199
- Day 2: Thursday, 15 May 2025 – Lots 200 to end
- Auction Format: Online Webcast Auction
- Register & Bid live from anywhere at [www.whauctions.com]

Asset Location & Viewing

- Location: Base Titanium Mine, Kwale, Kenya
- Viewing: Strictly by appointment only
- Contact for viewing arrangements:
 - Martin: +27 83 264 1646 or martind@wh.co.za
 - Tony: +27 61 431 4259
 - WH Auctioneers Office: +27 11 574 5700

Bidding Requirements

- Currency: All bidding and invoicing will be in US Dollars (USD)
- Registration Deposit US\$2500: A refundable deposit is required to bid
- Buyer's Premium: 12% on all successful bids

Important Notes

- EXPORTING OF ITEMS: It is the buyer's responsibility to arrange and cover all costs related to the export documentation, customs clearance, and international logistics. We urge you to do your due diligence prior to placing bids as bids will not be cancelled.
- Details supplied on the registration form will be applied to all invoices and cannot be changed post auction.
- Payment for Invoices will be done into the account of Base Titanium, and an invoice with confirmation of bank details will be sent after the Auction. Bank details provided upon registration.
- Where import duty is not applicable (i.e., duty was paid at the time of importation), local buyers will be charged 16% local VAT.
- Where duty is applicable (i.e., duty was not paid at the time of importation), the following import taxes may apply: Import Duty, Import VAT, Railway Development Levy (RDL) and Import Declaration Fees (IDF). Further, no additional VAT will apply on the transaction."
- On assets intended for Export, no VAT will be charged.
- Buyers will be charged a Buyers Commission of 12% on all purchases.
- Assets are located at Base Titanium Mine, Kwale, Kenya and viewing is strictly by appointment.
- All bidders are subject to Base Titanium vetting process. Local & international buyers welcome.

General Rules of Auction

- All lots are sold "as is, where is" with no guarantees or warranties
- All highest bids are subject to confirmation by the seller
- No cancellations or changes to bids after the auction closes.
- Invoices must be settled immediately upon receipt
- Asset collection is permitted only once payment is confirmed in full

For Assistance or Registration

- To register visit: [www.whauctions.com/base]
- Call: +27 11 574 5700 for assistance.
- Bank details will be provided on the registration forms

NOTE: This catalogue and the information provided is subject to change. E&OE.

NOTICE TO BIDDERS: PLEASE SEE SPECIFIC TERMS & CONDITIONS IN THE AUCTION REGISTRATION FORM. INSPECT ASSETS BEFORE BIDDING.

To bid, a refundable registration deposit & company / identification documents will be required. Bidding will not be approved unless all necessary documents are completed. Bids are in US\$ and exclude 16% VAT - this will be added to your Invoice.

All printed information regarding this sale is merely a guide, subject to change and neither the auction company, sellers or publishers shall be liable for any errors in this catalogue.



Local & International Buyers Welcome.

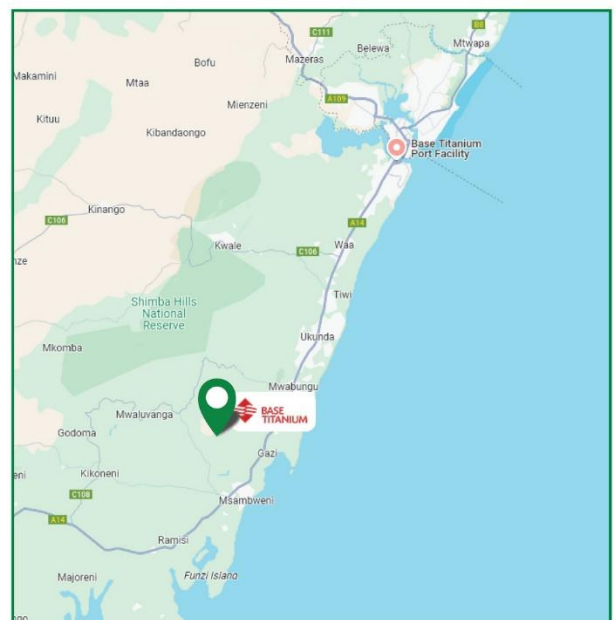
You can now buy and keep Base Titanium's equipment in Kenya. The "Export Only" rule is no longer in place. Duties may apply. Export rules still apply for international buyers.

International buyers wanting to export are still fully responsible for the process. Need assistance? **For end-to-end export logistics** — including documentation, inland transport to port, storage, and final shipment, contact Hop-Global (Kenya based)
















House of Procurement(HOP)








Name: Ms. Sharon Loice Okweto
Email: sharon.loice@hop-global.com
Cc: info@hop-global.com
Direct Office Line: 0709 491 600
Sharon's Mobile: +254 704 748 428
Website: www.hop-global.com


























LOT	PHOTO	DESCRIPTION	LOT	PHOTO	DESCRIPTION
<h2 style="font-size: 48px; margin: 0;">DAY 1</h2> <p style="font-size: 24px; margin: 0;">(Lot 001 to Lot 174)</p> <div style="display: flex; justify-content: space-between; align-items: center; margin-top: 10px;">  <div style="font-size: 10px; text-align: right;"> 2-Day Webcast Auction Mineral Sands Mining Equipment (Kwale, Kenya) </div> </div>					
			9		2018 Skid Mounted 4x250KW STAR- DELTA STARTER MCC D.O.L 415/240Vac - 50Hz - 3Ph+N+E 11kV/415V LV ABB 1500 kVA Transformer, Serial: 11946-1 *Duty not Applicable* Location: Laydown Yard
3		2023 Skid Mounted 450KW VSD +7.5KW D.O.L MCC 415/240Vac - 50Hz - 3Ph+N+E 11kV/415V LV FST 1000kVA Transformer, Serial: TB2307033 *Duty not Applicable* Location: Laydown Yard	10		2018 Skid Mounted 4x250KW STAR- DELTA STARTER MCC 415/240Vac - 50Hz - 3Ph+N+E 11kV/415V LV ABB 1500 Kva Transformer Serial: ILTR0039575 *Duty not Applicable* Location: Laydown Yard
4		2021 Skid Mounted 450KW VSD +7.5KW D.O.L MCC 415/240Vac - 50Hz - 3Ph+N+E 11kV/415V LV FST 1000 Kva Transformer Serial: TB2103023 Location: Laydown Yard	11		2017 Skid Mounted 450KW VSD +7.5KW D.O.L MCC 415/240Vac - 50Hz - 3Ph+N+E 11kV/415V LV ABB 1000 kVA Transformer, Serial: 11945-1 *Duty not Applicable* Location: Laydown Yard
5		2022 Skid Mounted 450KW VSD +7.5KW D.O.L MCC 415/240Vac - 50Hz - 3Ph+N+E 11kV/415V LV FST 1000kVA Transformer, Serial: TB2206067 *Duty not Applicable* Location: Laydown Yard	12		2021 Skid Mounted 450KW VSD +7.5KW D.O.L MCC 415/240Vac - 50Hz - 3Ph+N+E 11kV/415V LV FST 1000 kVA Transformer, Serial: TB2108006 *Duty not Applicable* Location: Laydown Yard
6		2019 Skid Mounted 450KW VSD +7.5KW D.O.L MCC 415/240Vac - 50Hz - 3Ph+N+E 11kV/415V LV ABB 1000 kVA Transformer, Serial: 12737-1 *Duty not Applicable* Location: Laydown Yard	13		2017 Skid Mounted 450KW VSD +7.5KW D.O.L MCC 415/240Vac - 50Hz - 3Ph+N+E 11kV/415V LV ABB 1000 kVA Transformer, Serial: 11945-2 *Duty not Applicable* Location: Laydown Yard
7		2018 Skid Mounted 4x250KW STAR- DELTA STARTER MCC 415/240Vac - 50Hz - 3Ph+N+E 11kV/415V LV ABB 1500 kVA Transformer, Serial: 12736-1 *Duty not Applicable* Location: Laydown Yard	14		2013 Skid Mounted 450KW VSD +7.5KW D.O.L MCC 415/240Vac - 50Hz - 3Ph+N+E 11kV/415V LV ABB 1000 kVA Transformer, Serial: 8126-2 *Duty Applicable* Location: Laydown Yard
8		2017 Skid Mounted 450KW VSD +7.5KW D.O.L MCC 415/240Vac - 50Hz - 3Ph+N+E 11kV/415V LV ABB 1000 kVA Transformer, Serial: 11945-3 *Duty not Applicable* Location: Laydown Yard	15		Skid Mounted 450KW VSD +7.5KW D.O.L MCC 415/240Vac - 50Hz - 3Ph+N+E 11kV/415V LV FST 1000 Kva Transformer, Serial: TB2108005 *Duty not Applicable* Location: Laydown Yard




















LOT	PHOTO	DESCRIPTION	LOT	PHOTO	DESCRIPTION
16		2018 Skid Mounted 250KW STAR- DELTA STARTER MCC 415/240Vac - 50Hz - 3Ph+N+E 11kV/415V LV Schneider 1500 Kva Transformer Location: Laydown Yard	22		Skid Mounted Centrifugal Water Pump (Quantity 4) Skid Mounted CES C-5 6900KPA Motor; 250kW/415v/3ph 1035566896 1035882224 1037460143 1035882225 *Duty Applicable* Location: Laydown Yard
17		2021 Skid Mounted 450KW VSD +7.5KW D.O.L MCC 415/240Vac - 50Hz - 3Ph+N+E 11kV/415V LV FST 1000kVA Transformer, Serial: TB2108007 *Duty not Applicable* Location: Laydown Yard	23		Skid Mounted 450kW 10/12G Pump 12/10K-HS Pump, 450KW Motor Serial Pump:JC02618 Serial Motor:1040734379 Location: Laydown Yard
18		2021 Skid Mounted 450KW VSD +7.5KW D.O.L MCC 415/240Vac - 50Hz - 3Ph+N+E 11kV/415V LV FST 1000kVA Transformer, Serial: TB2108007 *Duty not Applicable* Location: Laydown Yard	24		Skid Mounted 450kW 10/12G Pump 12/10K-HS Pump, 2021 450KW Motor Pump:JC02392 Motor:1060735921 Gland service pump *Duty not Applicable* Location: Laydown Yard
19		Skid Mounted Centrifugal Water Pump (Quantity 4) Skid Mounted CES C-5 6900KPA Motor; 250kW/415v/3ph 1045007071 1045007072 1030418701 1037660739 Location: Laydown Yard	25		Skid Mounted 450kW 10/12G Pump 12/10K-HS Pump, 2017 450KW Motor Pump:JC02718 Motor:1040734380 Gland service pump Location: Laydown Yard
20		Skid Mounted Centrifugal Water Pump (Quantity 4) Skid Mounted CES C-5 6900KPA Motor; 250kW/415v/3ph 1036905132 1036905131 1029761712 1036905134 *Duty Applicable* Location: Laydown Yard	26		Skid Mounted 450kW 10/12G Pump 12/10K-HS Pump, 2021 450KW Motor Pump:JC0 Motor:1040734381 *Duty not Applicable* Location: Laydown Yard
21		Skid Mounted Centrifugal Water Pump (Quantity 4) Skid Mounted CES C-5 6900KPA Motor; 250kW/415v/3ph 1036367398 1036905133 1035658217 1030418700 *Duty Applicable* Location: Laydown Yard	27		Skid Mounted 450kW 10/12G Pump 12/10K-HS Pump, 2021 450KW Motor Pump:JC02391 Motor:1058173826 *Duty not Applicable* Location: Laydown Yard
			28		Skid Mounted 450kW 10/12G Pump 12/10K-HS Pump, 2017 450KW Motor Pump:JC02614 Motor:1040734382 *Duty not Applicable* Location: Laydown Yard
			29		Skid Mounted 450kW 10/12G Pump 12/10K-HS Pump, 2017 450KW Motor Pump:JC01581 Motor:1058173825 Location: Laydown Yard

LOT	PHOTO	DESCRIPTION	LOT	PHOTO	DESCRIPTION
30		Skid Mounted 450kW 10/12G Pump 12/10K-HS Pump 2017 450KW Motor Pump:JC0 Motor:1074534685 *Duty not Applicable* Location: Laydown Yard	38		Quantity Flygt Submersible Pumps Pump; Flygt 55kw Pump; Flygt 55kw Pump; Flygt 55kw Pump; Flygt 9kw Pump; Flygt 5.6kw Pump; Flygt 5.6kw Pump; Flygt 5.6kw Location: Laydown Yard
31		Skid Mounted 450kW 10/12G Pump 12/10K-HS Pump 2017 450KW Motor Pump:JC01468 Motor:1040734376 Location: Laydown Yard	39		Quantity Flygt Submersible Pumps Pump; Flygt 55kw Pump; Flygt 55kw Pump; Flygt 5.6kw Location: Laydown Yard
32		DN600 Pneumatic Knifegate Valve Location: Laydown Yard	40		Quantity Flygt Submersible Pumps Model No;CF731 150-330 Pump; Flygt 9kw Pump; Flygt 5.6kw Pump; Flygt 9kw Location: Laydown Yard
33		T120S-34 Hydro Seeder FINN (KUBOTA ENGINE) Model No;V1505 7N0606 1G994-18000 *Duty not Applicable* Location: Laydown Yard	41		Goulds 3180l Pump 10x12-19 Pump ; Goulds 3180l Motor: WeG 280kw, 4pole 1016954567 Location: Laydown Yard
34		Derrick Screen Model No; SG36-90D-3M Vibrating Motor Condition unknown Location: Laydown Yard	42		Quantity Flygt Submersible Pumps Pump; Flygt 55kw Pump; Flygt 55kw Pump; Flygt 37kw Location: Laydown Yard
35		V22 Dust Binding Machine Emi Control with Electrical Motor and Multistage Pump, HFUT1818L *Duty Applicable* *Estimated Total Taxes Due \$4 786 (if sold to local buyers) * Location: Laydown Yard	44		Quantity Knife Gate Valves - Valve; Knife Gate 250mm; Dual Wafer Slurry ;2500Kpa; Manual - Valve; Knife Gate 100mm; Dual Wafer Slurry; Manual - Valve; Knife Gate 150mm; Manual Dual Wafer Slurry - Valve; Knife Gate 200mm; Manual Dual Wafer Slurry ;2500Kpa - Valve; Butterfly; DN200; Wafer T/D-E AS2129 CI/316/EPDM; C/W; Gear PN16 - Valve Knife Gate 80MM, CI Body Wafer 1400kPa Lugged 316SS Valve; Knife Gate 250mm; Dual Wafer Slurry ;2500kPa Location: Laydown Yard
37		Assorted Valves - Premier PB Baker Pressure Reducing Control Valve.Model B115(263SS),Ductile Iron Body (SG60),Flanged And Drilled T40 P1=40 Bar,P2=20 Bar, 250MM- BASE Valve No. PRV1 - Valve; Check; 100MM; DSFFV; Rubberlined; PN10; Flanged; BS 10 T/D - Valve; Butterfly; DN350; 316L Gearbox Operated; T/D Flange; SS Disc; EPDM Liner - Valve; Knife Gate; DN150; Pneumatic Actuated - Valve; Knife Gate; DN200; Pneumatic Actuated Location: Laydown Yard			













LOT	PHOTO	DESCRIPTION	LOT	PHOTO	DESCRIPTION
45		Assorted Pipe Spools DN600 90Deg L/R Elbow M/S Rubberlined DN600 Equal Tee M/S Rubberlined 300x200 Eccentric Reducer MS Rubberlined 300x50 Tee MS Rubberlined 450x300 Concentric Reducer MS Rubberline 450x80 Tee MS Rubberlined DN150 Adapter Spool MS rubberlined 300x150 Concentric Reducer MS Rubberlined 250x200 Concentric Reducer MS Rubberlined 300x250 Concentric Reducer MS Rubberlined DN200 Adapter Spool MS Rubberlined 200x150 Concentric Reducer MS Rubberlined DN250 Adapter Spool MS 150x100 Concentric Reducer MS Rubberlined DN600 Straight Spool MS Rubberlined 600x500 Concentric Reducer MS Rubberlined DN300 Straight Spool MS Rubberlined 400x250 Concentric Reducer MS Rubberlined 300x100 Manifold MS Rubberlined DN350 Y-Piece MS Rubberlined 200x100 Eccentric Reducer Ms Rubberlined DN400 Straight Spool MS Rubberlined DN350 Equal Tee MS DN600 45Deg Elbow T/E 600x100 Tee MS Rubberlined *Duty not Applicable* Location: Laydown Yard	48		Quantity Flow Meters Flow meter; DN450;Magnetic Inductive; Optflx 4300c; C/W Flow Converter 24vdc (Optflux4000c/W Ifc300c) A13002909 A13002893 A20008725 A15P00623 A17035934 Location: Laydown Yard
		Manitou Treuil 4 Ton Winch Attachment (2015) 921338 *Duty Applicable* *Estimated Total Taxes Due \$1 422 (if sold to local buyers)* Location: Laydown Yard			49
46		Nash 2BE4 400 Vacuum Pump Nash Model No: 2BE4 400 132kW, 40kPaG, 4500m3/hr *Duty Applicable* *Estimated Total Taxes Due \$8 672 (if sold to local buyers)* Location: Laydown Yard	50		
47		Manitou Treuil 4 Ton Winch Attachment (2015) 921338 *Duty Applicable* *Estimated Total Taxes Due \$1 422 (if sold to local buyers)* Location: Laydown Yard	51		Mining Gun Platform & Manifolds (Quantity 5) Mining Gun Platform & Manifolds Location: Laydown Yard
			52		Mining Gun Platform & Manifolds (Quantity 5) Mining Gun Platform & Manifolds Location: Laydown Yard
			53		Mining Gun Platform & Manifolds (Quantity 5) Mining Gun Platform & Manifolds Location: Laydown Yard



LOT	PHOTO	DESCRIPTION	LOT	PHOTO	DESCRIPTION
59		Kirloskar 6 Cylinder Diesel Engine Kirloskar Ha694, 6 Cylinder Air Cooled, Natural Aspirated Diesel, Engine Developing 78.0 Kw Net At A Speed Of 2500rpm *Duty Applicable* *Estimated Total Taxes Due \$496* Location: Shed 1	71		Brush Coronastat Ht Roll Separator Brush Coronastat Ht Roll Separ L2000XW28XH25MM Brass Wire Fil 0.20X30MM, W/HA 100X10MM DIA Location: Shed 1
63		Quantity Spindles New (Unused) Spindle & Nut Assembly; To Suit 450mm Rotary Disc Valve; Dual Location: Shed 1	75		Nash Denver Gardner Multistage Pump Pump; Vacuum; Assembly; Nash Gardner Model 2BE1 203-0BY4 *Duty Applicable* *Estimated Total Taxes Due \$2 094* (if sold to local buyers)* Location: Shed 1
64		14 MDR-550 Agitator Drive Agitator Drive 14 MRD-550 5.5kW 1500 RPM Location: Shed 1	76		ZHITAI AT160D Double-Acting Pneumatic Actuator ZHITAI AT160D Double-Acting Pneumatic Actuator 560NM SS Bracket And Coupling Complete With Mechanical Limit Switches And Switch Box Completely Fitted And Tested With High Temperature Seals, YTC1000RDN513 E/P Positioner With Limit Switches *Duty not Applicable* Location: Shed 1
65		Assorted Rolls Conveyor Belting (Quantity 3) Belt; Conveyor; D24;100M Roll; 600MM; Class 400/3 PLY Cover; 5MM TOP X 2MM BTM; HR 240DEG. *Duty Applicable* *Estimated Total Taxes Due \$1 366* (if sold to local buyers)* Location: Shed 1	78		WEAR Hydrocyclone Parts Feed; Chamber; Housing; Cavex 650CVX; WEIR 65032CVXE02 Cover; Cavex; 250CVX; WEIR 10017CVXL12 Cover; Housing; Cavex 500CVX; WEIR 50017CVXE02 Cover; Housing; Cavex 650CVX; WEIR 65017CVXE02 *Duty Applicable* Location: Shed 1
66		Krohne Flow Meter and Valve Flowmeter; DN 300; Magnetic Inductive; Optiflux 4000 Krohne; 24V DC (Hastelloy Electrodes) *Duty not Applicable* Location: Shed 1	79		Quantity 600mm Rollers Rollers; Tracker Return; Ats; 600mm Wide Belt *Duty Applicable* *Estimated Total Taxes Due \$497* (if sold to local buyers)* Location: Shed 1
67		Quantity Gate Valves 1 X 4", 3 X 6" Valves 125LB Cast Iron Gate Valve; Rising System Bolted Bonnet T/E Flange Location: Shed 1	80		Tile 309 SST Jacketed *Duty Applicable* *Estimated Total Taxes Due \$721* (if sold to local buyers)* Location: Shed 1
68		Tsurumi Submersible Pump and Connecting Pipe Tsurumi 5.5kw Subpump *Duty not Applicable* Location: Shed 1	81		Agitators (Quantity 4) Shaft; Agitator; Downward; (Pressing) For Akatrit 20-\$ *Duty Applicable* Location: Shed 1
69		Rolls Instrument Cable (Quantity 3) Cable; Instruments; 1.3mm; 4 Pair; Lapp Cable; Full Drum (500m) Location: Shed 1	82		Goulds GSC400-70 Pump Assembly Pump Assembly; Goulds GSC400-70; ITT Blakers *Duty Applicable* Location: Shed 1
70		Quantity Assorted Pump Parts Impeller; MT Hard Iron Discharge Joint; KETO Casing; 4SPR NL56; KETO Location: Shed 1			











LOT	PHOTO	DESCRIPTION	LOT	PHOTO	DESCRIPTION		
85		Omega 350-510A Pump Pump; Omega 350-510A (GC2 STD) KSB ZAN28844 *Duty Applicable* *Estimated Total Taxes Due \$2 463 (if sold to local buyers)* Location: Shed 1	95		Schenk Exciter SLF1224 Exciter SLF1224 Schenk *Duty not Applicable* Location: Shed 1		
86		Flygt 90kW Submersible Pump Pump; Flygt; NS 3315; MT630; 90KW; 400V; C/W Cable 10M; FLS; C/J; H.I Impeller; Stand *Duty not Applicable* Location: Shed 1	98		Pump Spares Discharge Joint; KETO Throat Bush; 6F' UR01; KETO Impeller; Poly; Vane Closed; KHEE 6; KETO Impeller; 5-Vane; Polyurethane WEIR Liner; Cover Plate; 6F' UR01; KETO; Liner; Frame; Plate; Polyurethane; KETO; Impeller; Poly; Severe Duty HE; (E4147-U01); KETO; Serials: DIS-HP-8G.UR01 TRB-6F.UR01 KHEE-6F.UR01 F6147-U15A CPL-6F.UR01 FPL-4E-UR01 KHEE-4E.UR01 Location: Shed 1		
87		Flygt 90kW Submersible Pump Pump; Flygt; NS 3315; MT630; 90KW; 400V; C/W Cable 10M; FLS; C/J; H.I Impeller; Stand *Duty Applicable* *Estimated Total Taxes Due \$2 774 (if sold to local buyers)* Location: Shed 1			Quantity Butterfly Valves Valve; Butterfly; DN250;250PSI CI; Water/Lagged; Epoxy; AS2129E; NBR;316SS;C/W Pneumatic Actuator Valve; Butterfly; DN400; Wafer T/D-E AS2129 CI/316/EPDM PN10 SR Actuator Fo L/S Location: Shed 1		
88		Flygt 90kW Submersible Pump Pump; Flygt; NS 3315; MT630; 90KW; 400V; C/W Cable 10M; FLS; C/J; H.I Impeller; Stand *Duty Applicable* Location: Shed 1			99		Holman Shaking Table Head 800.1RHHM001 *Duty Applicable* *Estimated Total Taxes Due \$8 644 (if sold to local buyers)* Location: Shed 1
89		Flygt 37kW Submersible Pump Pump; Flygt NS3202.180HT 37KW 415V 6 Pole C/W Impeller *Duty not Applicable* Location: Shed 1			101		Pump Bearing Assembly Pump Bearing Assembly 550-M180 MCR; WEIR Location: Shed 2
90		Weg Rotary Vane Feeder Unit Motor Weg Rotary Vane Feeder Unit RVF 0300 C/W 0.75KW IP66 *Duty Applicable* *Estimated Total Taxes Due \$547 (if sold to local buyers)* Location: Shed 1	105		Pump Bearing Assembly (Quantity 5) Pump Bearing Assembly; KETO BAM-HP-G Location: Shed 2		
91		Exciter (Quantity 2) Exciter; DF601S; Model SLG 2461W; 000-961000-04 *Duty not Applicable* Location: Shed 1	107		Pump Bearing Assembly (Quantity 3) Pump Bearing Assembly;12/10FFAM-AH; WEIR Pump Bearing Assembly; 8/6F-AH; WEIR Pump Bearing Assembly; 8/6FF-AHP; WEIR Location: Shed 2		
93		Stork Swing Check Valve 300 Location: Shed 1	108				
94		Bearing; Assembly Bearing; Assembly; 450-M150 MCR; WEIR M150005SYN *Duty Applicable* *Estimated Total Taxes Due \$4 582 (if sold to local buyers)* Location: Shed 1					











LOT	PHOTO	DESCRIPTION	LOT	PHOTO	DESCRIPTION
109		<p>Pump Bearing Assembly (Quantity 9) Pump Bearing Assembly; 6/4E-AH; WEIR E005M •Donkin Fan Bearing Assembly; WRB 65; DONKIN JC211 WRE; REF:11480 Bearing Assembly; C/W Flinger & Sleeve; CES-C5; P/N CES-C56900-BAC Bearing; Assembly; Comp; 300F-L; WEIR FRS005AM Location: Shed 2</p>	117		<p>Goulds Pump Goulds Pump Assembly; Model No. IC32/80-50-315, GO00A44 *Duty Applicable* Location: Shed 2</p>
110		<p>Quantity Assorted Rollers Delkor Conveyor Return Roller; F226-04-01 Conveyor Return Roller ; RTN SNB Pulley 1150mm Shaft 75mm Dia 1160mm C/W Pb SNL 520-617; Bearing 22317; H 2317 Roll For Zircon HT Roll Separators; 320 mm Diameter. Conveyor Idler Assembly; Complete With Bearing Housing Long Serrated; Feed Roll ; Triple Re Roll ; Dia127.4x2022mm Location: Shed 2</p>	118		<p>Bonfiglioli Drive Bonfiglioli 313 L2 33.6 FP EOSFGOA,60 3 UH31. 7 AL-AR Planetary / Helical Combination Weg Motor SCIM 11kW 3Ph, 313 / A603 Location: Shed 2</p>
111		<p>Derrick Shaker Motor Vibrating Motor; E3-2.5HP; 380/400/415V; 3000RPM; P/N: E3-7.5-30-415-5-001 *Duty not Applicable* Location: Shed 2</p>	119		<p>Pilot Compressor Head Compressor Head Pump For Pilot Air Comp. Model K100, T200-2 *Duty not Applicable* Location: Shed 2</p>
112		<p>WEG 75kW Electrical Motor Motor; WEG; 75KW; 4 POLE; 380/525V; 250S/M Frame; B3 Mount; IP66; Cast Iron *Duty not Applicable* Location: Shed 2</p>	122		<p>Coupling Geared Coupling; 1614 AH; Zapex ZIN 5-A, 860044/01Z *Duty Applicable* *Estimated Total Taxes Due \$593 (if sold to local buyers)* Location: Shed 2</p>
113		<p>Electrical Panel Box (Quantity 3) Electrical Panel Box 1000x800x300mm *Duty not Applicable* Location: Shed 2</p>	123		<p>Quantity Assorted Pulleys Pulley; SPC800X10-5050; Fenner Pulley; SPC450X4 Pulley; SPC425X4 Pulley; SPC 425 X10; 10 Groove Pulley; SPC 560X8-5050; Fenner Pulley; SPC 450X6-4545; Fenner Pulley; SPB 800X6-4545; Fenner Pulley; SPC400X10-5050; Fenner Pulley; SPB 1000X8; Taper Bore Pulley; Motor; KETO; 400X10 SPCT2; T/L 5050 Location: Shed 2</p>
114		<p>Hansen P4 Gearbox Hansen P4 Gearbox QHPG1, OR1013516 *Duty Applicable* Location: Shed 2</p>			
115		<p>Pump Housing For 90kW Flygt Pump Location: Shed 2</p>			
116		<p>Transformers (Quantity 4) Nidec 4401-0261-10/INL603 Input Choke, Transformer 0.093mH, 331 A Location: Shed 2</p>			


















LOT	PHOTO	DESCRIPTION	LOT	PHOTO	DESCRIPTION						
124		Quantity Assorted Bearing Assembly's Bearing Assembly; WRB 75 Donkin JC3225 FOR JC1675 WRE Ref: 11965 Bearing Assembly; 8/6FF-AHP; WEIR FF005-2M Bearing Assembly; Basic; BAM-FFM Bearing Assembly; 3/2C-AH; WEIR C005M Bearing Assembly; 200E-M; WEIR EAM005M Bearing Assembly; 12/10FFAM-AH; WEIR FFAM005M Bearing Assembly; 1.5/1B-AH; WEIR B005M Bearing Assembly; 3/2C-AH; WEIR C005M Bearing Assembly; 8/6F-AH; WEIR F005M Bearing Assembly; 1 D58 SIZE 3000 Actom HMB 16/13; WRB 50 BB Randblower 11312/6800 Bearing Assembly; WRB 75 Donkin JC3225 FOR JC1675 WRE REF: 11965 Bearing Assembly; 1.5/1B-AH; WEIR B005M Bearing Assembly; 3/2C-AH; WEIR C005M Bearing Assembly; 4PVR NL08 KETO BAM-CCVR-40/G.NL08 Bearing Assembly Location: Shed 2	130		Electrical Motors Motor; WEG; 75kw; 4 Pole; 380/525v; 250S/M Frame; B3 Mount; IP66; Cast Iron; Location: Stores						
		Bearing Assembly; 12/10FFAM-AH; WEIR FFAM005M Bearing Assembly; 1.5/1B-AH; WEIR B005M Bearing Assembly; 3/2C-AH; WEIR C005M Bearing Assembly; 8/6F-AH; WEIR F005M Bearing Assembly; 1 D58 SIZE 3000 Actom HMB 16/13; WRB 50 BB Randblower 11312/6800 Bearing Assembly; WRB 75 Donkin JC3225 FOR JC1675 WRE REF: 11965 Bearing Assembly; 1.5/1B-AH; WEIR B005M Bearing Assembly; 3/2C-AH; WEIR C005M Bearing Assembly; 4PVR NL08 KETO BAM-CCVR-40/G.NL08 Bearing Assembly Location: Shed 2			131		Electrical Motors Motor 18.5kw 415v 4p+PTC Foot Left Frame 180m W22 LE2 WEG Motor 15kw 415v 6p + Ptc Foot Left Frame D180LC TECO Location: Stores				
		Bearing Assembly; 1.5/1B-AH; WEIR B005M Bearing Assembly; 3/2C-AH; WEIR C005M Bearing Assembly; 8/6F-AH; WEIR F005M Bearing Assembly; 1 D58 SIZE 3000 Actom HMB 16/13; WRB 50 BB Randblower 11312/6800 Bearing Assembly; WRB 75 Donkin JC3225 FOR JC1675 WRE REF: 11965 Bearing Assembly; 1.5/1B-AH; WEIR B005M Bearing Assembly; 3/2C-AH; WEIR C005M Bearing Assembly; 4PVR NL08 KETO BAM-CCVR-40/G.NL08 Bearing Assembly Location: Shed 2					134		Electrical Motors Motor 18.5kw 4p W22 Premium Eff Foot Left Term Frame 160L WEG Helical-Bevel Gearmotor; Ka77/T R37 Drn80m4 Location: Stores		
		Bearing Assembly; 1.5/1B-AH; WEIR B005M Bearing Assembly; 3/2C-AH; WEIR C005M Bearing Assembly; 8/6F-AH; WEIR F005M Bearing Assembly; 1 D58 SIZE 3000 Actom HMB 16/13; WRB 50 BB Randblower 11312/6800 Bearing Assembly; WRB 75 Donkin JC3225 FOR JC1675 WRE REF: 11965 Bearing Assembly; 1.5/1B-AH; WEIR B005M Bearing Assembly; 3/2C-AH; WEIR C005M Bearing Assembly; 4PVR NL08 KETO BAM-CCVR-40/G.NL08 Bearing Assembly Location: Shed 2							135		Electrical Motors Motor 22kw 415v 4p + PTC Foot Left Frame 180L W22 LE2 WEG *Duty Applicable* *Estimated Total Taxes Due \$119 (if sold to local buyers)* Location: Stores
		Bearing Assembly; 1.5/1B-AH; WEIR B005M Bearing Assembly; 3/2C-AH; WEIR C005M Bearing Assembly; 8/6F-AH; WEIR F005M Bearing Assembly; 1 D58 SIZE 3000 Actom HMB 16/13; WRB 50 BB Randblower 11312/6800 Bearing Assembly; WRB 75 Donkin JC3225 FOR JC1675 WRE REF: 11965 Bearing Assembly; 1.5/1B-AH; WEIR B005M Bearing Assembly; 3/2C-AH; WEIR C005M Bearing Assembly; 4PVR NL08 KETO BAM-CCVR-40/G.NL08 Bearing Assembly Location: Shed 2									136
Bearing Assembly; 1.5/1B-AH; WEIR B005M Bearing Assembly; 3/2C-AH; WEIR C005M Bearing Assembly; 8/6F-AH; WEIR F005M Bearing Assembly; 1 D58 SIZE 3000 Actom HMB 16/13; WRB 50 BB Randblower 11312/6800 Bearing Assembly; WRB 75 Donkin JC3225 FOR JC1675 WRE REF: 11965 Bearing Assembly; 1.5/1B-AH; WEIR B005M Bearing Assembly; 3/2C-AH; WEIR C005M Bearing Assembly; 4PVR NL08 KETO BAM-CCVR-40/G.NL08 Bearing Assembly Location: Shed 2	137		Electrical Motors Atlas Copco Ga 45 + 40 Motor Assembly, 1622903004 Compressor Element, O.I.S K-06 1616728190 (Quantity 2) Location: Stores								
Bearing Assembly; 1.5/1B-AH; WEIR B005M Bearing Assembly; 3/2C-AH; WEIR C005M Bearing Assembly; 8/6F-AH; WEIR F005M Bearing Assembly; 1 D58 SIZE 3000 Actom HMB 16/13; WRB 50 BB Randblower 11312/6800 Bearing Assembly; WRB 75 Donkin JC3225 FOR JC1675 WRE REF: 11965 Bearing Assembly; 1.5/1B-AH; WEIR B005M Bearing Assembly; 3/2C-AH; WEIR C005M Bearing Assembly; 4PVR NL08 KETO BAM-CCVR-40/G.NL08 Bearing Assembly Location: Shed 2			138		Electrical Motors Compressor Element O.I.s K-06 1616728190 Motor 22kw 415v 4p+PTC Foot/Flange Top Frame 180L-04 W22 LE2 WEG Motor 45kw 4p 400/690v IP66; Bore Pump CMG Type PPA225M60-4 Location: Stores						
Bearing Assembly; 1.5/1B-AH; WEIR B005M Bearing Assembly; 3/2C-AH; WEIR C005M Bearing Assembly; 8/6F-AH; WEIR F005M Bearing Assembly; 1 D58 SIZE 3000 Actom HMB 16/13; WRB 50 BB Randblower 11312/6800 Bearing Assembly; WRB 75 Donkin JC3225 FOR JC1675 WRE REF: 11965 Bearing Assembly; 1.5/1B-AH; WEIR B005M Bearing Assembly; 3/2C-AH; WEIR C005M Bearing Assembly; 4PVR NL08 KETO BAM-CCVR-40/G.NL08 Bearing Assembly Location: Shed 2					140		Electrical Motors Motor 55kw 415V 4P + PTC Foot Left Frame 250S/M W22 IE WEG *Duty not Applicable* Location: Stores				
Bearing Assembly; 1.5/1B-AH; WEIR B005M Bearing Assembly; 3/2C-AH; WEIR C005M Bearing Assembly; 8/6F-AH; WEIR F005M Bearing Assembly; 1 D58 SIZE 3000 Actom HMB 16/13; WRB 50 BB Randblower 11312/6800 Bearing Assembly; WRB 75 Donkin JC3225 FOR JC1675 WRE REF: 11965 Bearing Assembly; 1.5/1B-AH; WEIR B005M Bearing Assembly; 3/2C-AH; WEIR C005M Bearing Assembly; 4PVR NL08 KETO BAM-CCVR-40/G.NL08 Bearing Assembly Location: Shed 2							141		Electrical Motors Blower 7.5kw 415v Foot Left Type K09-MS FPZ (Quantity 2) *Duty not Applicable* Location: Stores		
Bearing Assembly; 1.5/1B-AH; WEIR B005M Bearing Assembly; 3/2C-AH; WEIR C005M Bearing Assembly; 8/6F-AH; WEIR F005M Bearing Assembly; 1 D58 SIZE 3000 Actom HMB 16/13; WRB 50 BB Randblower 11312/6800 Bearing Assembly; WRB 75 Donkin JC3225 FOR JC1675 WRE REF: 11965 Bearing Assembly; 1.5/1B-AH; WEIR B005M Bearing Assembly; 3/2C-AH; WEIR C005M Bearing Assembly; 4PVR NL08 KETO BAM-CCVR-40/G.NL08 Bearing Assembly Location: Shed 2									142		Electrical Motors Motor 45kw 415v 2p+PTC Foot Left Frame 225S/M W22 LE2 WEG *Duty Applicable* Location: Stores

LOT	PHOTO	DESCRIPTION	LOT	PHOTO	DESCRIPTION
143		Electrical Motors Motor 75kw 415v 4p + PTC Foot Left Frame MO280S-4 SEVA TEC Location: Stores	156		Electrical Motors Motor 132kw 415V 4P+PTC+ HTR Foot Left Frame 315S/M W22 LE2 WEG *Duty Applicable* Location: Stores
144		Electrical Motors Motor 132KW 415V 2P+PTC+HTR Foot Left Frame 315S/M W22 IE2 WEG *Duty Applicable* *Estimated Total Taxes Due \$566 (if sold to local buyers)* Location: Stores	157		Electrical Motors Motor 200kw 415v4p+PTC+Htr Foot Left Frame 315S/M W22 IE2 WEG Location: Stores *Duty not Applicable* Location: Stores
145		Electrical Motors Atlas Copco Ga 45 + 40 Motor Assembly Motor 15kw 415v 4p + PTC Foot Left Frame 160L W22 LE2 WEG Location: Stores	158		Electrical Motors Motor; 300kw; 415v; 4p; Frame 355m/L; WEG W22 *Duty not Applicable* Location: Stores
146		Electrical Motors Motor 15kw 415v 4p + PTC Foot Left Frame 160L W22 LE2 WEG Motor 15kw Abb 400v 4 Pole LE2 B35 160 M3BP 160 MLB 3 GBP 162 032-HDG Location: Stores	159		Electrical Motors Motor; WEG; 400kw; 4 Pole; 415v; 3-355A/B IP66; Cast Iron; *Duty not Applicable* Location: Stores
147		Electrical Motors Motor 1.7kw 415v 6p Vibrating Foot Top Friedich- Schenk Motor 1.6kw 415v 4p Vibrating Foot Left Jvm Antriebe Location: Stores	160		Electrical Motors (Quantity 6) Motor 5.5kw 415v 4p Foot Left Frame 132s W22 LE2 WEG Motor 7.5kw 415V 4P Foot Left Frame 132M W22 LE2 WEG Drive 2.2kw 415v 4p R 87 WEG Flange 100 Ro 41.74 Eurodrive Sew Location: Stores
148		Electrical Motors Motor 45kw 4p 400/690v IP66; Bore Pump Cmg Type PPA225M60-4 Location: Stores	161		Electrical Motors (Quantity 14) Motor 3 Kw 415v 4pole Foot Left Frame 100L W22 LE2 WEG Motor; 2.2kw; 415vac; 4pole; RPM1425/55; Flanged Top Location: Stores
149		Electrical Motors Motor 75KW 415V 2P+PTC Foot Left Frame 250S/M W22 IE2 WEG *Duty Applicable* *Estimated Total Taxes Due \$400 (if sold to local buyers)* Location: Stores	162		Electrical Motors (Quantity 5) Motor Gear; Helical-Bevel; KA77/TDRS132S4/RS; WEG; 5.5kw; Speed 48RPM Drive 5.5kw 415 4p Ka77/T WEG Flange Al 132S RO 29.27 Eurodrive Sew Location: Stores
150		Electrical Motors Motor 55kw 415V 4P + PTC Foot Left Frame 250S/M W22 IE WEG *Duty not Applicable* Location: Stores	163		Electrical Motors Motor 18.5kw 415v 2p+PTC Foot Left Frame 160L W22 LE2 WEG Drive 2.2kw 415v 4p R 87 WEG Flange 100 Ro 41.74 Eurodrive Sew Drive ; EC-4045/FS/414.7/IEC90; Brevini Power Transmission Location: Stores
152		Electrical Motors Motor; WEG; 75kw; 4 Pole; 380/525v; 250s/M Frame; B3 Mount; IP66; Cast Iron; *Duty not Applicable* Location: Stores	164		Electrical Motors (Quantity 17) Motor 1.1kw 230-400v 4p IP65 Frame 90L Location: Stores
153		Electrical Motors Motor 90kw 6 Pole IP68 WEG Location: Stores			
















LOT	PHOTO	DESCRIPTION	LOT	PHOTO	DESCRIPTION
165		Electrical Motors (Quantity 7) Motor 3 Kw 415v 4pole Foot Left Frame 100l W22 LE2 WEG Drive; 2.2kw; 230/400v; Fa37/G Drn100ls4 RPM 1450/181 Eurodrive Sew Drive 0.12kw 415v 4p Flange Left Frame Ro 900/12 Eurodrive Sew Location: Stores	170		Electrical Motors Drive; 2.2kw; 230/400v; FA37/G DRN100LS4 RPM 1450/181 Eurodrive Sew Drive 5.5kw 415 4p Ka77/T WEG Flange Al 132s Ro 29.27 Eurodrive Sew Motor 7.5kw 415v 4p Foot Left Frame 132m W22 LE2 WEG Location: Stores
		Electrical Motors (Quantity 2) Blower 4kw 415v Foot Left Type K06-MS FPZ Location: Stores		171	
167		Electrical Motors Motor 11kw 415v 4p + PTC Foot Left Frame 160m W22 LE2 WEG Motor 3 Kw 415v 4pole Foot Left Frame 100l W22 LE2 WEG Pump; Jockey; Fire Suppression; Grundos; Type;CRL1-17A-FGJ-1-E HQQE; Pressure 25/120bar; Pw 1.1kw Motor 240/415 Ac 15 1 Servo G.M K24A 25E715W143G3 Motor 7.5kw 415V 4P FOOT LEFT FRAME 132M W22 LE2 WEG Location: Stores	172		
		Electrical Motors Motor Brake; With Double Brake /Hand Release Lever; Motor; Vibrator; OLI MVE Motor; 3kw 400v 2pole; ABB M3AA 1E2-B3-100-LB P/N 3GAA101312ADE Motor 240/415 Ac 15 1 Servo G.M K24A 25E715W143G3 Drive 1.1kw 415v 4p Flange Top Frame Ro 1420/59 Eurodrive Sew Motor Gear Sew 1.1kw 1420RPM 50hz Motor 5.5kw 415v 4p Foot Left Frame 132s W22 LE2 WEG Motor 1.5kw 50hz 415v 1p66 2p WEG Frame 90s Location: Stores		173	
168		Electrical Motors Motor; 1.85kw; 220/380v; 1500RPM; VB15/2510-D-SW; S48IV00750 Motor 5.5kw 415v 4p Foot Left Frame 132s W22 LE2 WEG Motor 4kw 415v 4pole Foot Left Frame 112m W22 le2 Weg Motor 5.5kw 415v 4p Foot Left Frame 132m-04 W22 LE2 WEG Drive; 2.2kw; 230/400v; FA37/G DRN100LS4 RPM 1450/181 Eurodrive Sew Location: Stores	169		

LOT	PHOTO	DESCRIPTION	LOT	PHOTO	DESCRIPTION
174		Electrical Motors Motor 0.37kw IP56 Geared Feed RPM 1380/97; Sa47drs71s4 Sew Drive (3) Drive; 2.2kw; 230/400v; FA37/G DRN100LS4 RPM 1450/181EURODRIVE SEW Motor 0.09kw 1p55 Aeg 1325RPM C/W Gearbox Mc30-40 Dsa Sampler Motor 1.5kw 50hz 415v 1p66 2p WEG Frame 90s (3) Motor 3kw 415V 4 Pole Foot Left Frame100L W22 LE2 WEG Motor; Floc Screw Feeder; 0.25kw 4p IP 55 S1; Frame TS71A4 230/400 Motor 1.5kw Type DM1-LE2-100L6 Marathon Motor Fan Cover;3kw;WEG; 1420RPM;(Name Plate Attached) Drive; 2.2kw; 230/400v; Fa37/G Drn100ls4 RPM 1450/181 Eurodrive Sew Location: Stores	<div style="background-color: red; color: white; padding: 20px; text-align: center;"> <h2 style="margin: 0;">DAY 2</h2> <h3 style="margin: 0;">(Lot 200 to Lot 350)</h3> <div style="display: flex; justify-content: space-around; align-items: center; margin-top: 10px;">  <div style="text-align: right; font-size: small;"> 2-Day Webcast Auction Mineral Sands Mining Equipment (Kwale, Kenya) </div> </div> </div>		
		1000kW KSB Process Water Booster Pump Skid Mounted weight 6214kg ABB 3 Phase Distribution transformer (2018) Serial Nr 1LVN1810004233			
End of Day 1			200		Caterpillar DP30 Forklift Runner *Duty not Applicable* Serial No.: ET14E05263,
175			201		2014 Genie Z-80/60 Boom Lift Non-runner. Located at Mombasa Port *Duty Applicable* *Estimated Total Taxes Due \$5 440 (if sold to local buyers)* Serial No.: Z8006-720, Location: Likoni Port Facility, Mombasa Asset / Fleet No.: 602-FL-004
			203		2015 Manitou MT1140 ST3B Forklift Runner *Duty Applicable* Serial No.: 944972,
			204		2017 Manitou MT-X 1440 SLT Runner *Duty not Applicable* Hours: 13216.21 Serial No.: 772193 Asset / Fleet No.: FL007
			205		2013 Manitou MT1140 E3 Forklift *Duty Applicable* VIN: 908940 Engine: NM51695U151598V Serial No.: 908940,
			206		Caterpillar 226B3 Skid Steer Loader Runner *Duty not Applicable* Hours: 12751 VIN: CAT0226BAAS200127 Asset / Fleet No.: 602-ST-001
			207		2017 Caterpillar 226B Skid Steer Loader Runner *Duty not Applicable* VIN: CAT0226BTDZ01541 Serial No.: DXZ01541, Asset / Fleet No.: 602-ST-002



LOT	PHOTO	DESCRIPTION	LOT	PHOTO	DESCRIPTION
208		JCB 155HD Skid Steer Truck Runner *Duty not Applicable* VIN: RAJ155WSVN3139167 Asset / Fleet No.: 602-ST-003	216		2019 Caterpillar 323D Excavator Runner *Duty not Applicable* Hours: 12960.9 VIN: CAT0323DHF00495 Serial No.: FEY00495 Asset / Fleet No.: EX-007
209		2012 Caterpillar 336DL Excavator Runner *Duty Applicable* *Estimated Total Taxes Due \$18 477 (if sold to local buyers)* Hours: 31062 VIN: CAT0336DEJ2F00603 Asset / Fleet No.: 602-EX-001	217		2019 Caterpillar 323D3 Excavator Runner *Duty not Applicable* Hours: 16556 VIN: CAT0323DKFEY00441 Asset / Fleet No.: 602-EX-008
210		2012 Caterpillar 336DL Excavator Runner *Duty Applicable* *Estimated Total Taxes Due \$18 477 (if sold to local buyers)* Hours: 31454 VIN: CAT0336DEJ2F00604 Asset / Fleet No.: 602-EX-002	218		2018 Caterpillar 323D3 Excavator Runner. Track and Bucket being replaced *Duty not Applicable* Hours: 13862 VIN: CAT0323DKFEY00263 Asset / Fleet No.: 602-EX-009
211		2012 Caterpillar 320E Excavator Runner *Duty Applicable* *Estimated Total Taxes Due \$10 006 (if sold to local buyers)* Hours: 17029.4 VIN: CAT0320EPNAZ00377 Serial No.: NAZ00377, Asset / Fleet No.: 602-EX-003	219		2012 Caterpillar D7R LGP Dozer Runner *Duty Applicable* *Estimated Total Taxes Due \$24 439 (if sold to local buyers)* Hours: 26996.2 VIN: DLN00102 Serial No.: DLN00102 Asset / Fleet No.: 602-DZ-005
212		2017 Caterpillar 320D2L Excavator Runner *Duty not Applicable* Hours: 19520 VIN: CAT0320DEDNS10302 Serial No.: DNS10302, Asset / Fleet No.: 602-EX-004	220		2012 Caterpillar D10T Dozer Runner *Duty Applicable* *Estimated Total Taxes Due \$82 906 (if sold to local buyers)* Hours: 36828 VIN: RJG04214 Serial No.: RJG04214 Asset / Fleet No.: 602-DZ-001
213		2018 Caterpillar 320D2 Excavator Runner *Duty not Applicable* Hours: 13089.5 VIN: CAT0320DTRDZ10580 Asset / Fleet No.: 602-EX- 010	221		2012 Caterpillar D10T Dozer Runner *Duty Applicable* *Estimated Total Taxes Due \$82 906 (if sold to local buyers)* Hours: 37904 VIN: RJG04252, Serial No.: RJG04252 Asset / Fleet No.: 602-DZ-002
214		2017 Caterpillar 320D Excavator Runner *Duty not Applicable* Hours: 18501 VIN: CAT0320DTDNS10304 Serial No.: DNS10304 Asset / Fleet No.: EX-006	222		2012 Caterpillar D11T CD Dozer Runner *Duty Applicable* *Estimated Total Taxes Due \$132 436 (if sold to local buyers)* Hours: 32586 VIN: CAT0D11TPMDG00164 Asset / Fleet No.: 602-DZ-003
215		2017 Caterpillar 320D Excavator Runner *Duty not Applicable* Hours: 19664.7 VIN: CAT0320DCNS10303 Serial No.: DNS10303 Asset / Fleet No.: EX-005			




















LOT	PHOTO	DESCRIPTION	LOT	PHOTO	DESCRIPTION
223		2012 Caterpillar D11T CD Dozer Runner *Duty Applicable* *Estimated Total Taxes Due \$132 436 (if sold to local buyers)* Hours: 34771 VIN: CAT0D11TKMDG00165 Asset / Fleet No.: DZ-004	231		2013 Caterpillar 725 ADT Water Cart Runner *Duty Applicable* *Estimated Total Taxes Due \$15 462 (if sold to local buyers)* Hours: 19300 VIN: CAT00725HB1L02203 Serial No.: B1L02203 Asset / Fleet No.: TR-003
224		2012 Caterpillar 980H Wheel Loader Runner Hours: 35574 VIN: CAT0980HJKZL00843 Serial No.: KZL00843 Location: Mombasa Asset / Fleet No.: LD-001	232		2012 Caterpillar 725 ADT Non-Runner Engine and Transmission recently overhauled *Duty Applicable* *Estimated Total Taxes Due \$37 365 (if sold to local buyers)* Hours: 27400 VIN: CAT00725VB1L01998 Location: Laydown Yard Asset / Fleet No.: TR-004
225		2013 Caterpillar 980H Wheel Loader Runner *Duty Applicable* *Estimated Total Taxes Due \$25 213 (if sold to local buyers)* Hours: 42074.1 VIN: CAT0980HAKZL00846 Serial No.: KZL00846 Asset / Fleet No.: LD-002	233		2012 Caterpillar 730 KLF260 Service Truck Runner *Duty not Applicable* Hours: 27346.10 VIN: CAT00730PB1M02682 Asset / Fleet No.: 602-TR-005
227 A		Caterpillar 980H Push-Arm Attachments Quantity 2 Location: Likoni Port Facility, Mombasa	234		2012 Caterpillar 740 ADT Water Cart Runner *Duty not Applicable* Hours: 21334 VIN: CAT00760AXM01992 Asset / Fleet No.: TR-006
228		2014 Caterpillar 432E Backhoe Loader Runner *Duty Applicable* *Estimated Total Taxes Due \$4 576 (if sold to local buyers)* Hours: 22337.1 VIN: CAT0432EPRXS00457 Asset / Fleet No.: LDBH-001	236		2012 Caterpillar 14M Grader Runner *Duty Applicable* *Estimated Total Taxes Due \$24 932 (if sold to local buyers)* Hours: 13104.4 VIN: CAT0014MKR9J00563 Asset / Fleet No.: GR-001
229		2012 Caterpillar 740B ADT Runner *Duty Applicable* *Estimated Total Taxes Due \$45 842 (if sold to local buyers)* Hours: 31494 VIN: CAT0740BHL4E01593 Asset / Fleet No.: TR-001	237		Caterpillar C27 Acert D10T Diesel Engine D10T Reman; CAT 10R-7244 Requires Reconditioning Location: Shed 1
230		2012 Caterpillar 740B ADT Runner *Duty Applicable* *Estimated Total Taxes Due \$45 842 (if sold to local buyers)* Hours: 28899 VIN: CAT0740BHLE401603 Asset / Fleet No.: TR-002	238		Perkins 1104D Diesel Engine NM38858 Reconditioned (Unused) Location: Shed 1
			239		Caterpillar C32 D11T Diesel Engine 341-3157 For D11 Reconditioned (Unused) *Duty Applicable* *Estimated Total Taxes Due \$55 959 (if sold to local buyers)* Location: Shed 1

LOT	PHOTO	DESCRIPTION	LOT	PHOTO	DESCRIPTION
240		Caterpillar C15 Acert 740B Diesel Engine 20R-0768 For 740B Truck Remanufactured (Unused) *Duty Applicable* *Estimated Total Taxes Due \$8 825 (if sold to local buyers)* Location: Shed 1	249		Caterpillar D10T Transmission AR Transmission AR; D10T CAT 213-5171; Reman; CAT 10R-5292 Location: Shed 1
241		Caterpillar C9 Acert D7R Diesel Engine For D7R, S11 Requires Reconditioning Location: Shed 1	250		Caterpillar C7 10R-4144 Remanufactured Long block engine *Duty not Applicable* Location: Shed 1
242		Caterpillar Transmission and Torque Converter For Loader 980H Requires Reconditioning Location: Shed 1	251		WEG HGF 450kW Electrical Motor Motor 450kw 3300v 6p+Pt100+Htr Foot Left Frame 400U/A/B Hgf Cast Iron WEG 3900kg Kept on Preheaters *Duty Applicable* Location: Stores
243		Caterpillar 740B Rebuilt Drop Box Rebuilt Caterpillar 740B Drop Box Location: Shed 1	252		WEG HGF 750kW Electrical Motor Motor; 750kw; 3300v; 4p; Pt100; Htrfoot Left Frame 450 Hgf Cast Iron WEG, 5356kg Kept on Preheaters *Duty Applicable* Location: Stores
244		Caterpillar D7R Transmission CAT 315-9963 Requires Rebuilding Location: Shed 1	253		WEG HGF 500kW Electrical Motor 5Motor 500kw 3300v 4p+Pt100+Htr Foot Left Frame 400U/A/B Hgf Cast Iron WEG, 3851kg Kept on Preheaters *Duty not Applicable* Location: Stores
245		Caterpillar 980H Front Differential (Rebuild) Location: Shed 1	254		WEG HGF 280kW Electrical Motor Motor 280kw 415v 4p+Pt100+Htr Foot Left Frame 315 C/D/E Hgf Cast Iron WEG, 2190kg Kept on Preheaters *Duty Applicable* Location: Stores
246		Caterpillar D10T Final Drive Cat 282-4029; D10T Final Drive (Rebuild) *Duty Applicable* *Estimated Total Taxes Due \$4 345 (if sold to local buyers)* Location: Shed 1	257		Excavator Swing Assembly Location: Stores
247		Caterpillar D7R Torque Converter CAT 338-0944 Location: Shed 1	258		Powercell; P/N RX-PU690/145-5S CSE Uniserve Powercell; P/N RX-PU690/145-5S CSE Uniserve Location: Stores
248		Caterpillar D11T Transmission Transmission; CAT 194-3805 D11T; Require Rebuilding Location: Shed 1			

LOT	PHOTO	DESCRIPTION	LOT	PHOTO	DESCRIPTION
259		Schneider Electric Altivar Process Module Power Module; Standard; 110kw-160kw; 380/480v; IPoo; P/N: SE-APM1AOC16N401 Quantity 5 *Duty not Applicable* Location: Stores	268		Friction Lining Set Friction Lining Set; For Drive Drum; Bucket Elavator; 71702-630/250/315; Location: Stores
260		Filter Belt Return Roller;; Delkor F226-04-01 Filter Belt Return Roller;; Delkor F226-04-01 *Duty Applicable* *Estimated Total Taxes Due \$3 676 (if sold to local buyers)* Location: Stores	269		Circuit Breaker Circuit Breaker Masterpact ACB; 2000A; NW20H1; 65KA; 4P; UL6.0E; Drawout Mot; Schneider Se-NW20H14PMD06;0E Location: Stores
261		Lined Feed Box Lined Feed Box; W461 Holman-Wifley Shaking Table *Duty Applicable* *Estimated Total Taxes Due \$162 (if sold to local buyers)* Location: Stores	270		Unidrive Unidrive; M000-11404170du ; Emerson 90-M000-11404170d *Duty not Applicable* Location: Stores
262		Powercell; Cse Uniserve (Quantity 2) Powercell; Cse Uniserve; P/N Rx-Pu-690/360-5s01 Location: Stores	271		Bearing (Quantity 3) Bearing; 20/18H-AH; WEIR H009 Tim;114161D/EE114080 Location: Stores
263		Gear Reducer Gear; Reducer; Including Shrink Disc Coupling EC-3090/FS/120; *Duty Applicable* *Estimated Total Taxes Due \$914 (if sold to local buyers)* Location: Stores	272		Electrode Electrode; Evoiii Rutile Ht Roll Separators P/N:2631 *Duty not Applicable* Location: Stores
264		Isolator Switch Switch; Isolator/Earth Nal12; NAL121SOEARTH SW; CSE Uniserve *Duty not Applicable* Location: Stores	273		Assort Conveyor belt Parts Repair Kit; Bearing; 119443 Roller; Belt; Return; Delkor F256-04-S01 Arm; Torque; Belt Feeder; 23-Fe-004 Transmin 49878 Idler Return Roller; Belt Feeder; 23-Fe-004; Transmin 50576 Location: Stores
265		Circuit Breaker and Switch-Disconnectors MasterPact NW Circuit Breaker and Switch-Disconnectors From 800 to 6300A Location: Stores	274		Bearing (Quantity 2) Bearing; Spherical Roller Taper; 23156kc3; Timken Location: Stores
266		Soft Starter Soft Starter; Altistart; 1000a; 400v; P/N SE-ATS48M10Q Location: Stores	275		Bearing; Assembly Bearing; Assembly; Closed; 42635 Location: Stores
267		Slew Bearing Bearing; Slewing; Type B; S.TRL.SB; S.D0028623 Location: Stores			

LOT	PHOTO	DESCRIPTION	LOT	PHOTO	DESCRIPTION	
277		Control Techniques VSD Modules Unidrive M Accessories RJ45 2m Connection Cable For Remote Keypad Unidrive M Modular M000 Follower Pod (Qty 3) Unidrive M Modular Power Module 380/480 Vac Heavy Duty E' Version - Ac To Ac (Inverter + 6p Rectifier). Requires External Choke, Heavy Duty Current, 270a (Qty 4) Unidrive M Modular M700 Master Pod Unidrive M Options System Integration – Communications Si-Profibus, Supported On M200/C200, M300/C300, M400, M600, M7xx, M75x Unidrive M Options System Integration – Communications Si-Ethernet, Supported On M200/C200, M300/C300, M400, M600, M7xx, M75x Unidrive M Options Keypads Remote Keypad Rtc, Supported On M200/C200, M300/C300, M400, M600, M7xx, M75x Location: Stores	285		Store V Belts, Belts etc (Breakdown to follow) Please note quantities may vary. Location: Stores	
		VSD Modules Vsd Module - Spmd1403 Power Module 132/160-400v Emerson (Qty 2) *Duty not Applicable*		286		Store Assorted Parts & Consumables (Breakdown to follow) Please note quantities may vary. Location: Stores
		Stores Caterpillar Spares and Consumables Row A & B (Breakdown to follow) Please note quantities may vary. Location: Stores			287	
	Stores Pump Spares and Consumables Row C & D (Breakdown to follow) Please note quantities may vary. Location: Stores	288				Quantity Rubber Hoses Various Sizes, details to follow Location: Stores Laydown Yard 2
	Store Bearings and Consumables Row F (Breakdown to follow) Please note quantities may vary. Location: Stores		290			Quantity Pipe Bends, Flanges etc HDPE Bends with Flanges and swivel bends Location: Stores Laydown Yard 2
	Store Pump, Pulley Parts & Consumables (Breakdown to follow) Please note quantities may vary. Location: Stores			291		LM Drum Magnet and Separator LM Scalper; Drum Magnet; 600 DIA X 1500 LM Drum; Rare Earth Magnetic; Separator; Red; 1 X 1 X 1500mm X 600mm Location: Stores Laydown Yard 2
	Store Nuts, Bolts & Consumables (Breakdown to follow) Please note quantities may vary. Location: Stores	291 A				Assorted Column, Sump, Shafts and Bearing Assy Mild Steel Column for 40 PV SP 5 VANE; WEIR PV4102L-E02 Sump pump 65QV-SP X 1800MM Rotable Wet End Assy; C/W Impeller; Shaft Assy; Sleeves; Wear Ring; Bearings for KSB Pump RDLO 500-835 A SB PF, Bearing; Assy; Complete; 100RV-SP X1800MM; WEIR RV1005L
	Store Electrical parts & Consumables (Breakdown to follow) Please note quantities may vary. Location: Stores		292			Pipe Extensions with Flanges *Duty not Applicable* Location: Stores Laydown Yard 2
				293		Weir Cavex Unit Location: Stores Laydown Yard 2

LOT	PHOTO	DESCRIPTION	LOT	PHOTO	DESCRIPTION
294		Caterpillar 980H Front and Rear Axle 232-7558 Wheel Loader 980 Rear Axle AR (Rebuild) 232-7559 Wheel Loader 980 Front Axle AR (Rebuild)	307		315kVA ABB 3 Phase Transformer (Quantity 2) Volt: 11000/420 Amp: 16,53/433.01 Total Mass: 1074 Year: 2023 *Duty not Applicable* Location: Stores Laydown Yard 2
295		D11Ts Track Links (Yellow) D11Ts Track Link Assy CAT P/N: 353-7387	309		315kVA Freestate Transformer (Quantity 2) Volt: 11000/415 Amp: 16,53/438,23 Core & Windings: 740 Total Mass: 1470 Year: 2024 *Duty not Applicable* Location: Stores Laydown Yard 2
295 A		336D Excavator Track Links (Black) Assy CAT P/N: 213-1971	310		200 kVA ABB Transformer (Quantity 3) Volt: 11000/415 Total Mass: 890 Year: 2020 *Duty not Applicable* Location: Stores Laydown Yard 2
296		Assorted HME Spares D11 Tilt Cylinder Final Drive for 730 Articulated Truck	311		Assorted Small Transformers 16kVA *Duty Applicable* Location: Stores Laydown Yard 2
298		Weir 500CVX Cavex Cyclones Location: Stores Laydown Yard 2	312		JTEC 630kVA Transformer Total Mass: 2300 Year: 2012 Location: Stores Laydown Yard 2
299		Roll of Conveyor Belt BELT; PN1000/3; 8+3 Cover Grade M Location: Stores Laydown Yard 2	313		1500kVA ABB Transformer Volts: 11000/415 Amps: 78.73/2086.81 Total Mass: 4086 Serial: 11946-2 Year: 2017 *Duty not Applicable* Location: Stores Laydown Yard 2
300		Tomcat 200 AFE Wood Chipper WTD-07-143 E *Duty not Applicable* Location: Stores Laydown Yard 2	320		Quantity Lighting Units Manufacturer: Morris Model: TL-90K LED Serial No: T901713709 (LP17)- Working Serial No: T901713737 (LP18)- Working Serial No: T901713738 (LP19)- Working Serial No: T901713710 (LP20)- Working Serial No: T901713739 (LP23)- Not Working Serial No: T901915449 (LP27)- Not Working
304		Assorted Pump Parts Housings, Impellers, etc. Location: Stores Laydown Yard 2			
305		Rolls of Electrical Cable (Quantity 2) Details to follow Location: Stores Laydown Yard 2			
306		16kVA Freestate Transformer (Quantity 2) High Volt: 11000v Low Volt: 240v Core & Windings: 100kg Total Mass: 240kg Year: 2018 *Duty Applicable* Location: Stores Laydown Yard 2			



LOT	PHOTO	DESCRIPTION	LOT	PHOTO	DESCRIPTION
320 A		Quantity Lighting Units Manufacturer: Morris Model: TL-90K LED Serial No: T901713702 (LP21)- Working Serial No: T901713703 (LP22)- Working Serial No: T901713745 (LP24)- Working Model: TL-90 Serial No: T902015841 (LP30)- Not Working Serial No: T902015794 (LP31)- Not Working Serial No: T901915580 (LP37)- Not Working Serial No: T901612976 (LP16)- Not Working Location: Stores Laydown Yard 2	330		35000ltrs Skid Mounted Vertical Steel Tank *Duty not Applicable*
		Cummins Power 602-GE-019 Mobile Generator Cummins Power 602-GE-019 Mobile Generator Model; C33D5 Enclosed Set 33kVA Serial;J161138478 *Duty not Applicable* Location: Stores Laydown Yard 2	331		30000ltrs Skid Mounted Vertical Steel Tank *Duty not Applicable*
323		Cummins Power 602-GE-020 Mobile Generator (021) Cummins Power 602-GE-020 Mobile Generator Model; C33D5 Enclosed Set 33kVA Serial; J161138474 *Duty not Applicable* Location: Stores Laydown Yard 2	350		2007 Mercury Verado 250 XL L6 (Quantity 2) +-1000 Hours c/w Hydraulic Steering Pump + Helm 15" x 15" Propellers Full Harness
324		Cummins Power 602-GE-021 Mobile Generator Cummins Power 602-GE-021 Mobile Generator Model; C33D5 Enclosed Set 33kVA Serial;J161138473 *Duty not Applicable* Location: Stores Laydown Yard 2	351		SAM Engineering Pontoon Mounted Dewatering Pump with Cat 9 Engine Size: 12x10x17 Serial# P9911/22A
325		SAM Engineering Pontoon Mounted Dewatering Pump 1200 m3/hr with Cat 9 Engine Size: 12x10x17 Serial# P9911/22B Running Hrs :475hrs	352		SAM Engineering Pontoon Mounted Dewatering Pump 1200 m3/hr with Cat 9 Engine Size: 12x10x17 Serial# P9911/22C Running Hrs :110hrs
326		80000ltrs Skid Mounted Horizontal Steel Tank *Duty not Applicable*	353		110kW Spindle Pump on Pontoon
327		80000ltrs Skid Mounted Horizontal Steel Tank *Duty not Applicable*	354		1250kW 20/18 Warman VSD Slurry Booster Pump Skid Mount c/w Transformers & VSD MCC
328		40000ltrs Skid Mounted Vertical Steel Tank *Duty not Applicable*	355		1250kW 20/18 Warman VSD Slurry Booster Pump Skid Mount c/w Transformers & VSD MCC
329		40000ltrs Skid Mounted Vertical Steel Tank *Duty not Applicable*	356		

END OF AUCTION